





شركة مصنع عالم الناصريه المحدودة
AL NASSERIAH WORLD FACTORY COMPANY LTD

SWIRL DIFFUSERS



ANA Swirl Diffuser :

Is designed for areas where rapid mixing of supply air is required in rooms of ceiling height between 2.6m and 4m and these diffusers produce a horizontal radial air pattern with high induction effect which making them ideally suited for applications with high heating and cooling differentials.



ANA Swirl Diffuser Construction

Frame :

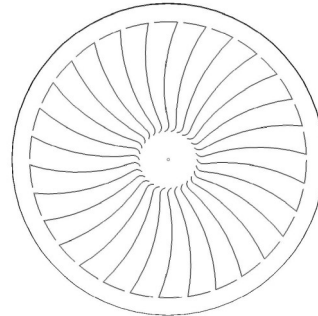
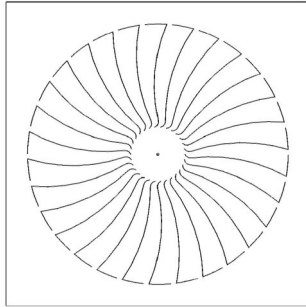
Constructed from Aluminum Sheet alloy **6063** with a thickness of **(1.2 mm)** .

Finish :

Electrostatic powder coating is used for Swirl Diffusers with standard white color for the Frame **(RAL 9016)** and other colors are available upon request.

ANA Fixed Radial Pattern Swirl Diffuser

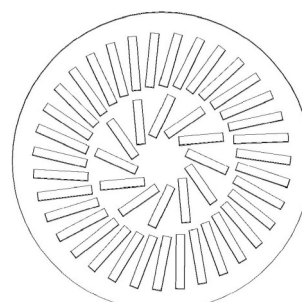
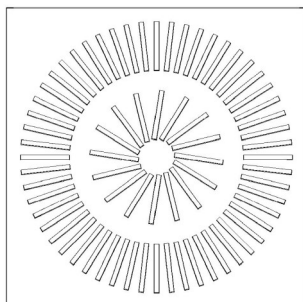
Model : NSWR - X



- Constructed from High Quality Aluminium sheet alloy **6063** with a thickness of **1.2mm**
- Supply or Return air , the unique curved blade offers excellent performance at low to medium Air volumes.
- **360°** Radial Air Diffusion for equal distribution of Air in all directions.
- No.of slots will vary based on the sizes.
- Other patterns are also available and can be made upon the request from customer.

ANA Fixed Slot Pattern Swirl Diffuser

Model : NSWS - X



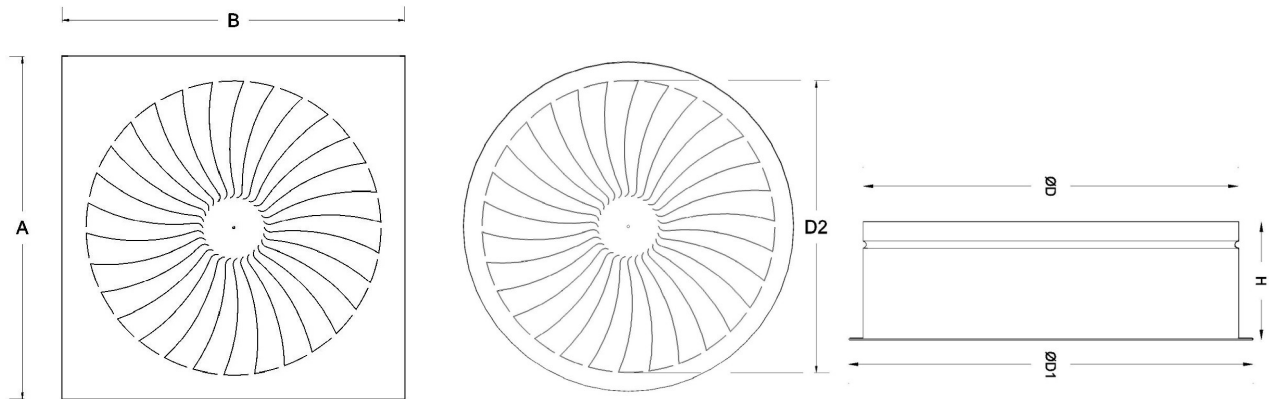
- Constructed from High Quality Aluminium sheet alloy **6063** with a thickness of **1.2mm**
- Supply or Return air for areas where rapid mixing of supply air required in rooms of ceiling height between 2.6m and 4m
- Other patterns are also available and can be made upon the request from customer.

*X - S (Square) or C (Circular)

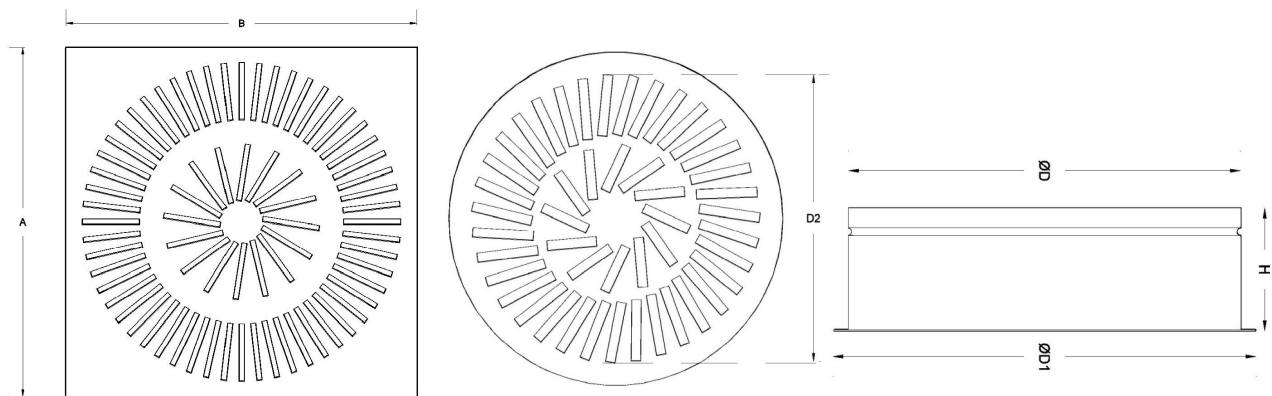
SWIRL DIFFUSER

ANA Swirl Diffuser Dimensions:

Fixed Radial Pattern Swirl Diffuser



Fixed Slot Pattern Swirl Diffuser



Dimensions (mm)

SIZE	No. of Slots	A x B	ØD	ØD1	ØD2	H
300	8	295 x 295	295	345	290	100
400	16	395 x 395	395	345	390	100
500	16 / 24	495 x 495	495	545	490	100
600	16 / 24 / 40 / 48 / 72	595 x 595	595	645	590	100
625	16 / 24 / 40 / 48	620 x 620	620	670	615	100

SWIRL DIFFUSER

ANA Swirl Diffuser Performance Data - NSWS-S & NSWS-C

NSWS-S / NSWS-C			Supply			
CFM	m³/h		300-8	400-16		600-48
				500-16	500-24	600-40
				600-16	600-24	625-40
				625-16	600-72	600-72
106	125	Throw (m)	1.4	1.2		
		Pressure Drop (Pa)	21	17		
		NC	26	22		
127	150	Throw (m)	1.6	1.4	1.0	
		Pressure Drop (Pa)	30	24	7	
		NC	31	26	-	
148	173	Throw (m)	1.8	1.6	1.1	
		Pressure Drop (Pa)	41	30	9	
		NC	36	31	<20	
170	200	Throw (m)	2.2	1.9	1.3	
		Pressure Drop (Pa)	54	40	11	
		NC	40	35	21	
212	250	Throw (m)		2.3	1.5	1.0
		Pressure Drop (Pa)		62	17	6
		NC		40	27	<20
265	310	Throw (m)			1.8	1.5
		Pressure Drop (Pa)			26	11
		NC			34	22
318	372	Throw (m)			2.1	1.6
		Pressure Drop (Pa)			38	19
		NC			38	27
424	495	Throw (m)				2.1
		Pressure Drop (Pa)				24
		NC				45
567	663	Throw (m)				2.5
		Pressure Drop (Pa)				56
		NC				41
636	744	Throw (m)				2.8
		Pressure Drop (Pa)				63
		NC				38
742	868	Throw (m)				3
		Pressure Drop (Pa)				65
		NC				35

ANA Swirl Diffuser Performance Data - NSW-R-S & NSW-R-C

NSWR-S / NSW-R-C	600 x 600 mm / ø600							
CFM	160	212	265	318	371	424	477	530
m ³ /h	188	250	310	372	435	495	558	620
Throw (m)	0.8	1.0	1.2	1.6	1.9	2.1	2.6	3.3
Pressure drop (Pa)	-	-	22	24	26	29	36	43
NC	<20	<20	<20	<20	20	24	32	56

Data Key :

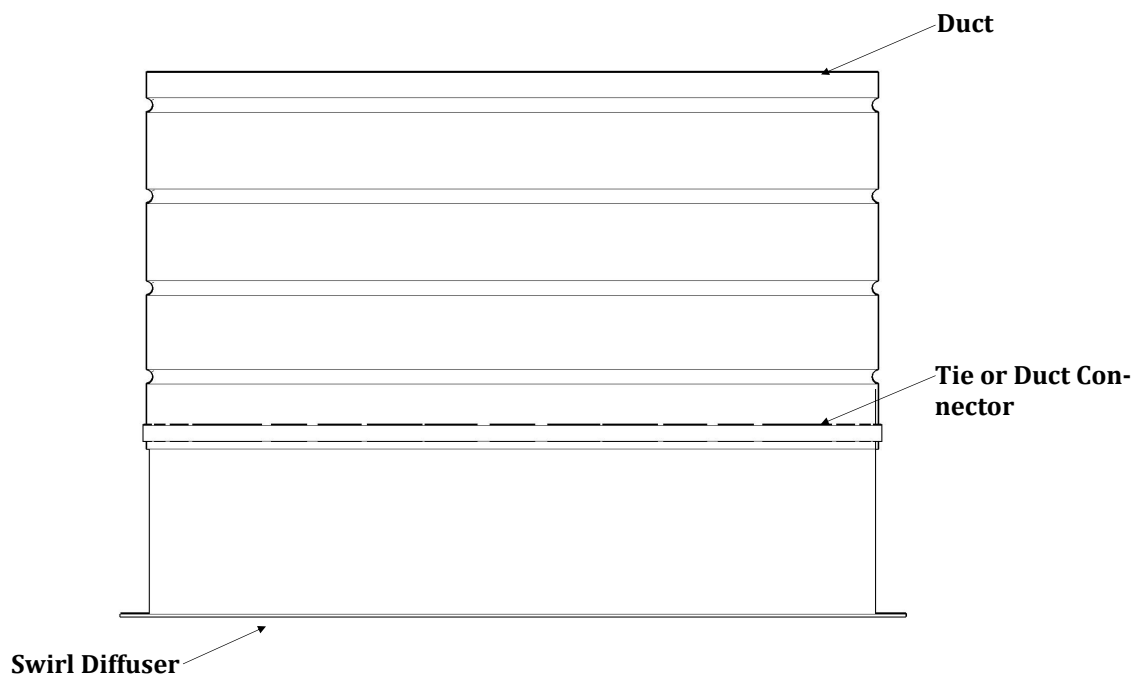
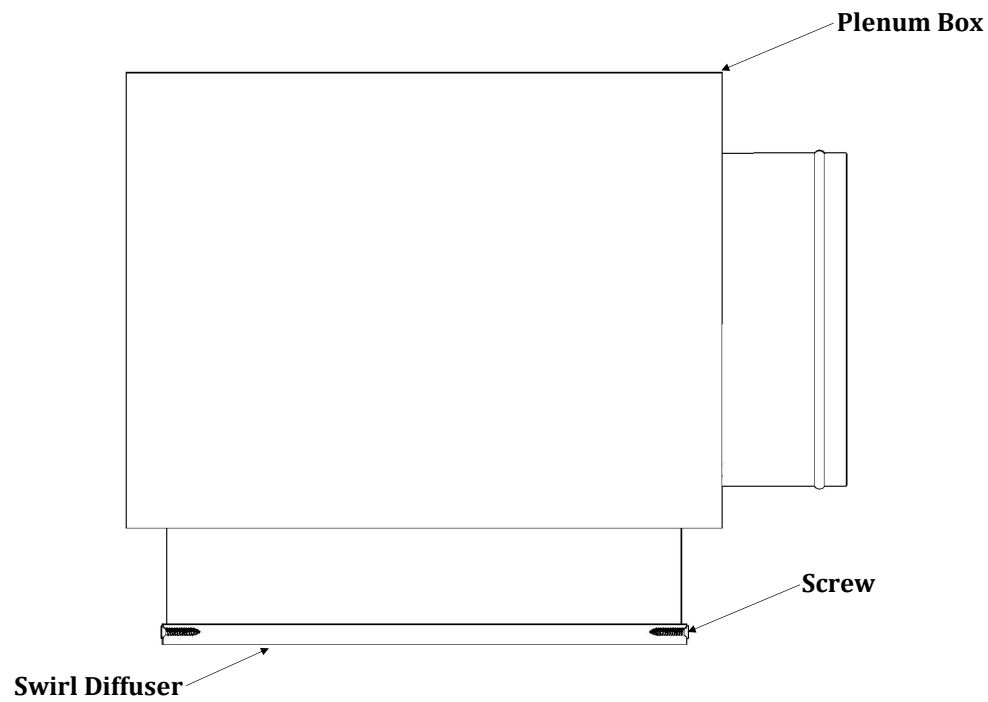
- Air Flow : (m³/h),
- Throw : Meter (m),
- Pressure drop : Pascal (pa)
- CFM : Cubic Feet per Minute (CFM)
- NC : Noise Criteria at 10db attenuation.
- A_r : Area Factor (Square Feet).

Selection Criteria :

Throw data is based on a terminal velocity of 0.5m/s and 10°C cooling differential. Noise levels are based on 8dB room absorption factor. Pressure drop data is shown in terms of static pressure loss (Pa) based on a diffuser fitted with a side entry plenum box.

SWIRL DIFFUSER

ANA Swirl Diffuser Installation:



NOTES:

[illegible]

